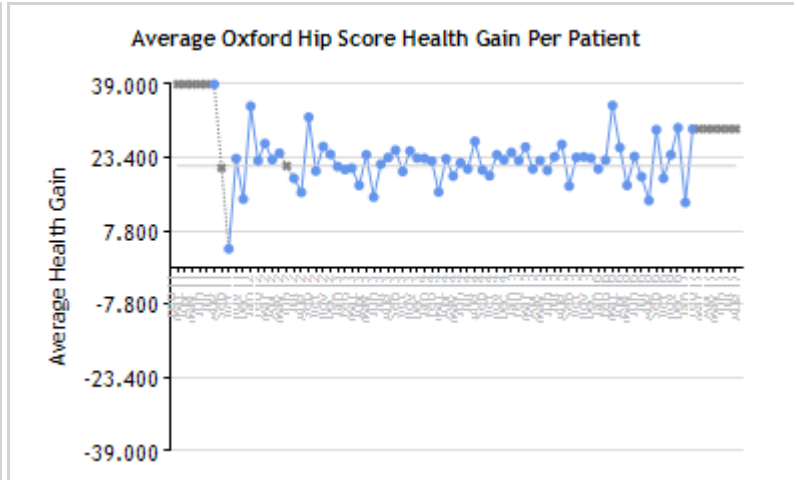
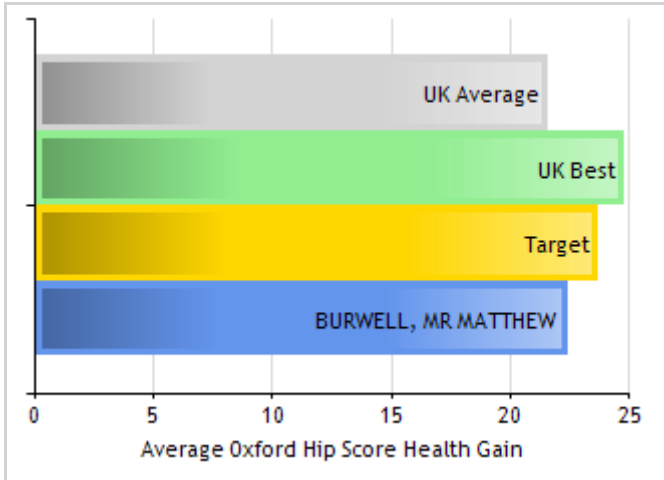


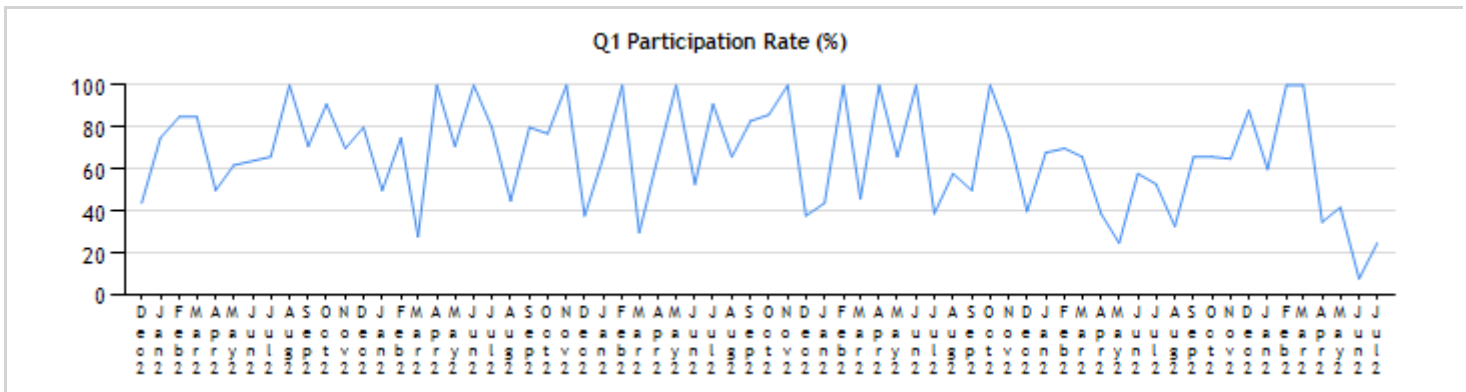


|                             | Oxford Hip Score | EQ5D Score | EQ5D-VAS Score |
|-----------------------------|------------------|------------|----------------|
| Average patient health gain | 22.393           | 0.421      | 16.405         |
| Target                      | 23.679           | 0.490      | 15.620         |

Oxford Hip/Knee Score from 0 to 48  
 EQ5D Score from -0.594 to 1  
 EQ-VAS Score from 0 to 100  
 Aberdeen Varicose Score from 100 to -100  
 (AV minus score indicates improvement)



|                             |        |   |           |
|-----------------------------|--------|---|-----------|
| Average patient health gain | 22.393 | Number of patients surveyed (Q2 received)           | 452       |
| UK best                     | 24.756 | Improved  | 383 (85%) |
| UK average                  | 21.604 | Unchanged   | 52 (12%)  |
| UK worst                    | 16.885 | Worsened  | 17 (4%)   |
| Target                      | 23.679 | Participation rate (Q1 received / Applicable cases) | 70%       |



Notes

1. Oxford Hip Score: UK validated questionnaire, 12 questions, minimum score is 0, maximum score is 48.
2. Average health gain: post-op score minus pre-op score.
3. Comparisons based on HSCIC unadjusted scores for a minimum amount of 30 patients.
4. Gaps (where no patients were surveyed) in charts are represented in grey.
5. Current ranking: based on our current score and compared with unadjusted scores for other hospitals in the UK.
6. Data for comparison sourced from Health and Social Care Information Centre website <http://www.hscic.gov.uk/PROMs>
7. Reporting period: based on surgery dates (see exception below). More patients' scores will be available each month, and as a result the average health gain for previous months could change over time.
8. When calculating Q1 received for Participation rate the reporting period is based on Q1 received date rather than surgery date.